

# NI-700 netlinx® integrated controller



## BY POPULAR DEMAND

The NI-700 is driven by an ultra-fast NetLinX master, to seamlessly automate a room. Engineered specifically as a single room control system solution, it includes the most widely requested mix of interface ports, functionality and compatible control formats:

- 2 – RS-232 / RS-422 / RS-485 Serial Ports
- 1 – IR Emitter Port
- 1 – IR Receiver Port
- 4 – Digital I/O Channels
- 1 – Ethernet 10/100 Port
- 1 – AXLink Connector

## THE FORM FACTOR

Its compact size makes the NI-700 a perfect fit in virtually any space – out of sight behind a projection screen, hidden under a table, inside a podium or desk, or perhaps tucked away in a 1U rack mount with up to two other AMX devices.

## PRECISE REQUIREMENTS

The NI-700 offers a competitive solution with the capability to control various devices in a single room environment. VCR and DVD players, projectors, lights, thermostats and other equipment commonly used in commercial and residential settings.



# NI-700 netlinx® integrated controller

## NI-700 (FG2105-03)

### POWER

- 280 mA @ 12 VDC

### WEIGHT

- 1.30 lbs (0.59 kg)

### MEMORY

- 32MB SDRAM
- 16MB Compact Flash
- 512 Kb of Non-volatile SRAM

### DIMENSIONS (HWD)

- 1.58" x 5.54" x 5.12" (4.01 cm x 14.10 cm x 13.00 cm)
- 1 rack unit high

### ENCLOSURES

- Metal with black matte finish

### FRONT PANEL

- Program Port: RS-232 DB9 connector (male) can be connected to a DB9 port on a PC. This port can be used with both Serial and NetLinX commands.
- Configuration DIP Switch: Use this DIP switch to set the communication parameters for the Program port.
- IR RX LED: Red LED lights to indicate when IR data is being received via the rear IR RX port.
- IR LED: Red LED lights to indicate transmission of IR or Serial data via the rear IR port.
- I/O LEDs: Four yellow LEDs light when the rear I/O channels 1-4 are active. LED indicator for each I/O port reflects the state of that particular port.
- Serial LEDs: Two sets of red and yellow LEDs light to indicate the rear DB9 Ports 1 & 2 are transmitting or receiving RS-232, 422, or 485 data. These LEDs do not reflect changes in either the RTS or CTS when hardware handshaking is used.
- LINK/ACT: Green LED lights when the Ethernet cable is connected and an active link is established. This LED also blinks when receiving Ethernet data packets.
- Status: Green LED lights to indicate that the system is programmed and communicating properly.
- Output: Red LED lights when the Controller transmits data, sets channels On and Off, sends data strings, etc.
- Input: Yellow LED lights when the Controller receives data from button pushes, strings, commands, channel levels, etc.
- ID Pushbutton: Sets the NetLinX ID (Device only) assignment for the device.

### REAR PANEL

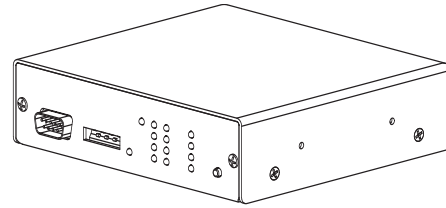
- RS-232/422/485 (Ports 1 & 2): Two RS-232/422/485 control ports using DB9 (male) connectors with XON/XOFF (transmit on/transmit off), CTS/RTS (clear to send/ready to send), and 300-115,200 baud.
- IR RX (Port 5): This port is used to connect one or more (8 maximum) IRX-SM+ swivel mount or IRX-DM+ Decora mount IR receivers.
- Digital I/O (Port 4): Four-channel binary I/O port for contact closure with each input being capable of voltage sensing. Input format is software selectable with interactive power sensing for IR ports.
- IR/Serial (Port 3): This single port is capable of generating IR with the use of an IR emitter (while in IR mode). This port can support high-frequency carriers of up to 1.142 MHz and can also generate IR with no carrier frequency.
- AXlink LED: One green LED indicates the state of the AXlink port.
- AXlink port: 4-pin 3.5 mm mini-Phoenix (male) connector provides data and power to external control devices.
- Ethernet port: LEDs show communication activity, connections, speeds, and mode information: L/A-link/activity - Green LED lights On when the Ethernet cables are connected and terminated correctly and blinks when receiving Ethernet data packets. SPD-speed - Yellow LED lights On when the connection speed is 100 Mbps and turns Off when the speed is 10 Mbps.
- Power port: 2-pin 3.5 mm mini-Phoenix (male) connector.

### INCLUDED ACCESSORIES

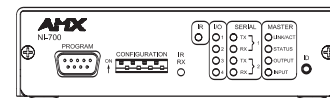
- NI-700 Quick Start Guide (93-2105-03)
- One 6-pin 3.5 mm mini-Phoenix female I/O connector (41-5063)
- One 4-pin 3.5 mm mini-Phoenix female AXlink connector (41-5047)
- One 2-pin 3.5 mm mini-Phoenix female PWR connector (41-5025)
- One CC-NIRC IR Emitter (FG10-000-11)
- OpenSSL Warranty and Licensing Information (93-2105-05)

### OPTIONAL ACCESSORIES

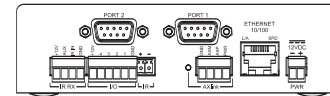
- 2-pin Black Male Phoenix Connector (3.5mm) (41-5026)
- AC-RK Accessory Rack Kit (FG515)
- CC-NIRC IR cables (FG10-000-11)
- CC-NSER IR/Serial cables (FG10-007-10)
- CSB Cable Support Bracket (FG517)
- PSN2.8: Power supply (FG423-17)
- PSN4.4: Power supply (FG423-45)
- PSN6.5: Power supply (FG423-41)
- STS, Serial To Screw Terminal (FG959)
- Surface Mount Bracket Accessory (FG525)



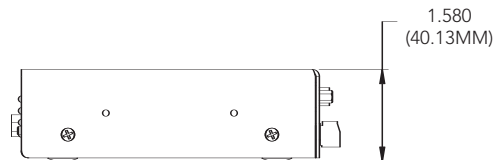
NI-700 (Side View)



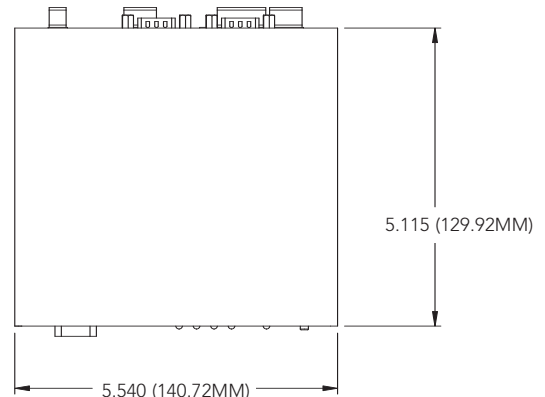
NI-700 (Front View)



NI-700 (Rear View)



NI-700 (Left Side)



NI-700 (Top)



IT'S YOUR WORLD. TAKE CONTROL.

ARGENTINA • AUSTRALIA • BELGIUM • BRAZIL • CANADA • CHINA • ENGLAND • FRANCE • GERMANY • GREECE • HONG KONG • INDIA • INDONESIA • ITALY • JAPAN  
 LEBANON • MALAYSIA • MEXICO • NETHERLANDS • NEW ZEALAND • PHILIPPINES • PORTUGAL • RUSSIA • SINGAPORE • SPAIN • SWITZERLAND • THAILAND • TURKEY • USA  
 ATLANTA • BOSTON • CHICAGO • CLEVELAND • DALLAS • DENVER • INDIANAPOLIS • LOS ANGELES • MINNEAPOLIS • PHILADELPHIA • PHOENIX • PORTLAND • SPOKANE • TAMPA  
 3000 RESEARCH DRIVE, RICHARDSON, TX 75082 • 800.222.0193 • 469.624.8000 • +1.469.624.7400 • 469.624.7153 fax • www.amx.com